





## SMALL SURFACES DESERVE EXCEPTIONAL ICE

A tractor-pulled unit for ice surfaces up to 5,000 square feet. Provides a complete resurfacing by shaving the ice, conveying the snow and leaving ice making water behind in one operation.

**MODEL  
100**



 Paddle and chain conveyor can collect and store up to 10 cubic feet of snow in tank

 Shaves the ice and leaves fresh ice-making water behind for a true resurfacing of the ice

 Wide 48 inch cutting path from the blade with down pressure for a superior ice surface



## PERFORMANCE

Designed for small surfaces to deliver the results normally afforded only by way of a full sized ice resurfacer. The 96 inch (2.44 m) turn radius handles tight corners.

## OPERATION

Self-contained processes and easy access to controls provide a remarkably simple resurfacing.

## CAPACITIES

The snow tank can collect up to ten cubic feet of shavings. Ice making water tank houses 20 USG (75.7 L) and its 48 inch blade cuts a generous path.

## CONSTRUCTION

All-welded steel body is built by hand. High quality paint and corrosion-free poly ice-making water tank for long life.

## GLOBAL SERVICE AND SUPPORT

Zamboni Customer Service and a network of Zamboni Authorized Distributors provide exceptional and accessible service and support worldwide.

# MODEL 100



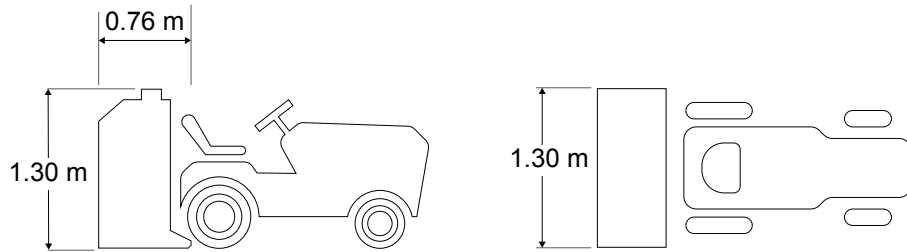
This brochure has been prepared only as a general guide for the customer. Every effort has been made to assure that the information presented is correct. Some features described or shown may be optional at extra cost. Prices, colors, materials, specifications and models are subject to change. For current product information, please contact the Zamboni Company.

# ZAMBONI

[zamboni.com](http://zamboni.com)

ZAMBONI and the configuration of the Zamboni® ice resurfacing machine are registered trademarks of Frank J. Zamboni & Co., Inc.  
© Zamboni 2021

# MODEL 100



## CAPACITIES

Snow Tank		
Volume	0.283 m <sup>3</sup>	10 cu. ft.

Water		
Ice Making	75.7 L	20 gal.

## DIMENSIONS

Overall	L	W	H	L	W	H
Resurfacer Only	0.76 m	1.30 m	1.30 m	30 in.	51 in.	51 in.

Shaving Blade	L	W	H	L	W	H
122 cm   48 in. Blade	122 cm	12.7 cm	1.27 cm	48 in.	5 in.	0.5 in.

Weight		
Empty	272.2 kg	600 lb

## STANDARD FEATURES

- Blade Holder Tapered Upward to "Feather" Away Edge Marks
- Conveyor Safety Guards
- Easy Blade Adjustment for Leveling and Depth of Cut
- High Quality Premium Automotive Paint
- One Year Warranty
- Operator Accessible Adjustment Controls
- Poly Ice Making Water Tank
- Rear Access to Blade Facilitates Quick and Easy Changing

